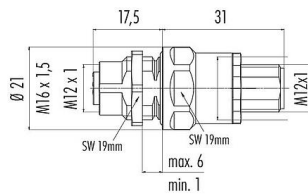


Product description	M12 Lead-through for control cabinet, Contacts: 8, shielded, pluggable, IP67, UL, M12x1.0
Area	series 765
Part no.	09 5244 10 08

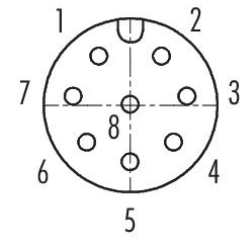
Illustration



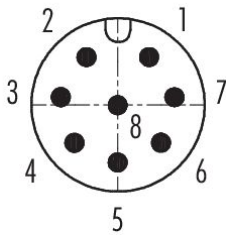
Scale drawing



Contact arrangement (Plug-in side)



Contact arrangement (Plug-in side)



You can find the assembly instructions on the next page.

Technical data

General features

Part no.	09 5244 10 08
Connector design	Lead-through for control cabinet
Type standard	DIN EN 61076-2-101 DIN EN 61076-2-106

Product description	M12 Lead-through for control cabinet, Contacts: 8, shielded, pluggable, IP67, UL, M12x1.0
Area	series 765
Part no.	09 5244 10 08

Version	Lead-through for control cabinet
Connector locking system	screw
Termination	pluggable
Degree of protection	IP67
Temperature range from/to	-40 °C / 85 °C
Mechanical operation	> 100 Mating cycles
Weight (g)	39.68
Customs tariff number	85369010
Country of Origin	DE

Electrical parameters

Rated voltage	30 V
Rated impulse voltage	800 V
Rated current	4.0 A
Insulation resistance	> 10 ⁸ Ω
Pollution degree	3
Overvoltage category	II
Insulating material group	II
EMC compliance	shielded
Voltage	650 V DC

Material

Housing material	CuZn (Brass nickel plated)
Contact body material	PA black
Contact material	CuZn (brass)
Contact plating	Au (gold)
Locking material	CuZn (brass)
REACH SVHC	CAS 7439-92-1 (Lead)
SCIP number	0d58aa72-aa28-486b-aa8f-2e67591e7394

Authorization/approvals

Approvals	UL
-----------	----

Classifications

ETIM 9.0	EC003569
----------	----------

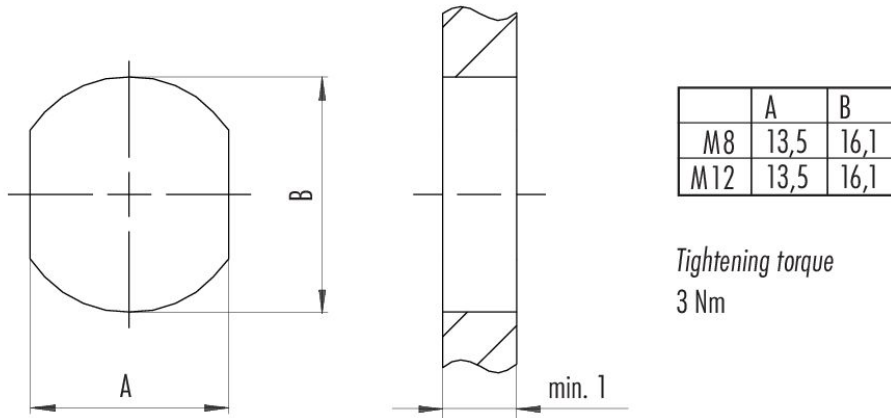
Declarations of conformity

Low Voltage Directive	2014/35/EU (EN 60204-1:2018;EN 60529:1991)
RoHS Directive	2011/65/EU (EN 50581:2012)

Product description **M12 Lead-through for control cabinet, Contacts: 8, shielded, pluggable, IP67, UL, M12x1.0**
 Area **series 765**
 Part no. **09 5244 10 08**

Assembly instructions / Panel cut-out

Lead-through for control cabinet with bore hole



Product description	M12 Lead-through for control cabinet, Contacts: 8, shielded, pluggable, IP67, UL, M12x1.0
Area	series 765
Part no.	09 5244 10 08

Security notices

The connector must not be plugged or unplugged under load. Non-observance and improper use can result in personal injury.

The connectors have been developed for applications in plant engineering, control and electrical equipment construction. The user is responsible for checking whether the connectors can also be used in other areas of application.

Connectors which are used in circuits with voltages dangerous to the touch may only be installed and used by, or under the supervision of, persons with electrical engineering training, taking into account the applicable regulations and standards.

The user must take suitable safety precautions to ensure that the connector cannot be accidentally disconnected.

Plug connectors with enclosure protection IP67 and IP68 are not suitable for use under water. When used outdoors, the plug connectors must be protected separately against corrosion. For further information on the IP protection classes, please refer to the "Technical Information" download centre.

The plug connector is not suitable for mains voltages. Please observe the pollution degree and the overvoltage category. For further information, please refer to the download center "Technical Information".

To lock the cable connector with the device connector, the threaded ring is tightened "hand-tight" (approx. 60 cNm).