


Product description **M8 Lead-through for control cabinet, Contacts: 3, shielded, pluggable, IP67, M8x1.0**  
Area **series 765**  
Part no. **09 5250 00 03**

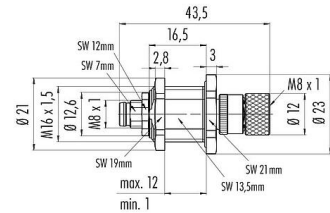
### Illustration



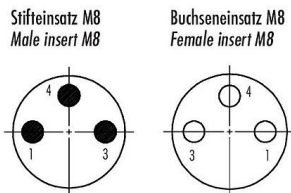
### Pin assignment plans



### Scale drawing



### Contact arrangement (Plug-in side)



You can find the assembly instructions on the next page.

### Technical data

#### General features

Part no.	<b>09 5250 00 03</b>
Connector design	Lead-through for control cabinet
Type standard	DIN EN 61076-2-104
Version	Lead-through for control cabinet
Connector locking system	screw
Termination	pluggable
Degree of protection	IP67
Temperature range from/to	-25 °C / 85 °C
Mechanical operation	> 100 Mating cycles
Weight (g)	35.00
Customs tariff number	85369010
Country of Origin	DE

Product description	<b>M8 Lead-through for control cabinet, Contacts: 3, shielded, pluggable, IP67, M8x1.0</b>
Area	<b>series 765</b>
Part no.	<b>09 5250 00 03</b>

### Electrical parameters

Rated voltage	60 V
Rated impulse voltage	1500 V
Rated current	4.0 A
Pollution degree	3
Overvoltage category	II
Insulating material group	II
EMC compliance	shielded
Shield connection	Shield on the housing

### Material

Contact body material	PA
Contact material	CuZn (brass) / CuSn (bronze)
Contact plating	Au (gold)
Locking material	Zinc die-cast nickel-plated
REACH SVHC	CAS 7439-92-1 (Lead)
SCIP number	9fd869c0-bf5a-4713-afa3-1912b10c94fd

### Classifications

eCl@ss 11.1	27-44-01-09
ETIM 9.0	EC003569

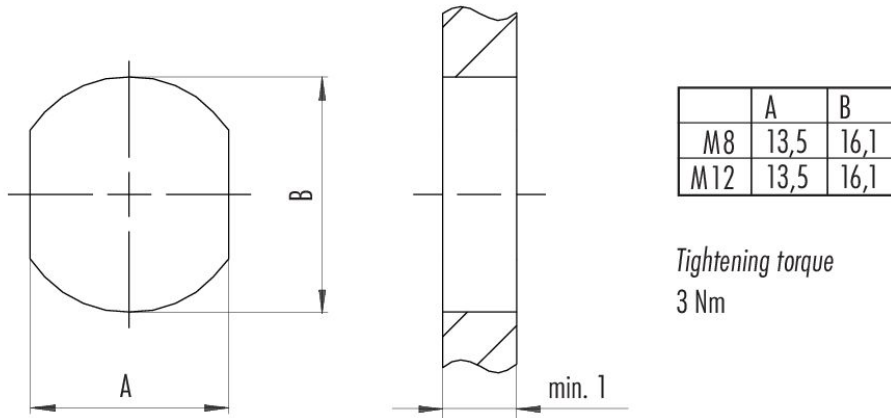
### Declarations of conformity

RoHS Directive	2011/65/EU (EN 50581:2012)
----------------	----------------------------

Product description **M8 Lead-through for control cabinet, Contacts: 3, shielded, pluggable, IP67, M8x1.0**  
 Area **series 765**  
 Part no. **09 5250 00 03**

**Assembly instructions / Panel cut-out**

*Lead-through for control cabinet with bore hole*



Product description	<b>M8 Lead-through for control cabinet, Contacts: 3, shielded, pluggable, IP67, M8x1.0</b>
Area	<b>series 765</b>
Part no.	<b>09 5250 00 03</b>

## Security notices

The connector must not be plugged or unplugged under load. Non-observance and improper use can result in personal injury.

The connectors have been developed for applications in plant engineering, control and electrical equipment construction. The user is responsible for checking whether the connectors can also be used in other areas of application.

Connectors which are used in circuits with voltages dangerous to the touch may only be installed and used by, or under the supervision of, persons with electrical engineering training, taking into account the applicable regulations and standards.

The user must take suitable safety precautions to ensure that the connector cannot be accidentally disconnected.

Plug connectors with enclosure protection IP67 and IP68 are not suitable for use under water. When used outdoors, the plug connectors must be protected separately against corrosion. For further information on the IP protection classes, please refer to the "Technical Information" download centre.

The plug connector is not suitable for mains voltages. Please observe the pollution degree and the overvoltage category. For further information, please refer to the download center "Technical Information".

To lock the cable connector with the device connector, the threaded ring is tightened "hand-tight" (approx. 60 cNm).