

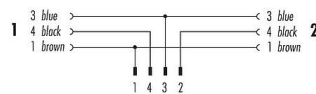
Product description **M12 Male angled duo connector - 2 female cable connectors M8x1, Contacts: 4/3, unshielded, moulded on the cable, IP67, UL, PUR, black, 3 x 0.34 mm<sup>2</sup>, 1 m**

Area **series 765**  
Part no. **77 9827 3406 50003-0100**

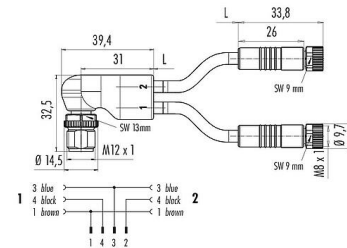
### Illustration



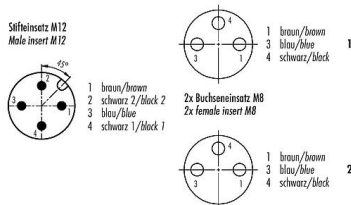
### Pin assignment plans



### Scale drawing



### Contact arrangement (Plug-in side)



## Technical data

### General features

Part no.	<b>77 9827 3406 50003-0100</b>
Connector design	Male angled duo connector - 2 female cable connectors M8x1
Type standard	DIN EN 61076-2-104 DIN EN 61076-2-101
Cable length	1 m (Standard 1 m and 2 m. Other lengths are available on request.)
Version	Connecting cable
Connector locking system	screw
Termination	moulded on the cable
Degree of protection	IP67
Cross-sectional area	0.34 mm <sup>2</sup> / AWG 22
Temperature range from/to	-25 °C / 85 °C
Mechanical operation	> 100 Mating cycles
Weight (g)	74.00
Customs tariff number	85444290

Product description	<b>M12 Male angled duo connector - 2 female cable connectors M8x1, Contacts: 4/3, unshielded, moulded on the cable, IP67, UL, PUR, black, 3 x 0.34 mm<sup>2</sup>, 1 m</b>
Area	<b>series 765</b>
Part no.	<b>77 9827 3406 50003-0100</b>

Country of Origin DE

### Electrical parameters

Rated voltage	30 V
Rated impulse voltage	800 V
Rated current	4.0 A
Pollution degree	3
Overvoltage category	II
Insulating material group	II
EMC compliance	unshielded

### Material

Housing material	PUR
Contact body material	PUR
Contact material	CuZn (brass) / CuSn (bronze)
Contact plating	Au (gold)
Locking material	Zinc die-cast nickel-plated
REACH SVHC	CAS 7439-92-1 (Lead)
SCIP number	e18e33af-2d3b-4b13-9d87-0795312243c8

### Authorization/approvals

Approvals	UL
-----------	----

### Classifications

eCl@ss 11.1	27-06-03-11
ETIM 9.0	EC002638

### Declarations of conformity

RoHS Directive	2011/65/EU (EN 50581:2012)
----------------	----------------------------

### Cable data - Structure of the cable

Cable diameter	4.3 mm
Cross section	3 x 0.34 mm <sup>2</sup>
Sheath material	PUR
Single-lead insulation	PP9Y halogen-free
Single-lead structure	43 x 0.10 mm
Cable color	black

### Cable data - Electrical properties

Conductor resistance	60 Ω/Km (20°C)
----------------------	----------------

### Cable data - Mechanical properties

Bending radius, fixed cable	≥ 5 x Ø
-----------------------------	---------

Product description **M12 Male angled duo connector - 2 female cable connectors M8x1, Contacts: 4/3, unshielded, moulded on the cable, IP67, UL, PUR, black, 3 x 0.34 mm<sup>2</sup>, 1 m**

Area **series 765**  
Part no. **77 9827 3406 50003-0100**

Bending radius, moving cable	≥ 10 x Ø
Bending cycles	> 5 million
Permitted acceleration	≥ 5 m/s <sup>2</sup>
Travel distance, horizontal	≥ 5 m
Travel distance, vertical	≥ 5 m
Travel speed	≤ 200 m/min

#### Cable data - Thermal properties

Temperature range cable in move from/to	-25 °C / 80 °C
Temperature range cable fixed from/to	-50 °C / 80 °C

#### Cable data - Other features

Halogen free	yes
--------------	-----

Product description	<b>M12 Male angled duo connector - 2 female cable connectors M8x1, Contacts: 4/3, unshielded, moulded on the cable, IP67, UL, PUR, black, 3 x 0.34 mm<sup>2</sup>, 1 m</b>
Area	<b>series 765</b>
Part no.	<b>77 9827 3406 50003-0100</b>

## Security notices

The connector must not be plugged or unplugged under load. Non-observance and improper use can result in personal injury.

The connectors have been developed for applications in plant engineering, control and electrical equipment construction. The user is responsible for checking whether the connectors can also be used in other areas of application.

Connectors which are used in circuits with voltages dangerous to the touch may only be installed and used by, or under the supervision of, persons with electrical engineering training, taking into account the applicable regulations and standards.

The user must take suitable safety precautions to ensure that the connector cannot be accidentally disconnected.

Plug connectors with enclosure protection IP67 and IP68 are not suitable for use under water. When used outdoors, the plug connectors must be protected separately against corrosion. For further information on the IP protection classes, please refer to the "Technical Information" download centre.

The plug connector is not suitable for mains voltages Please observe the pollution degree and the overvoltage category. For further information, please refer to the download center "Technical Information".

To lock the cable connector with the device connector, the threaded ring is tightened "hand-tight" (approx. 60 cNm).