

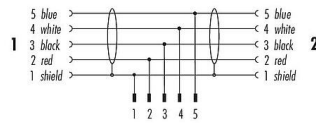
Product description **M12 male duo connector - 2 female cable connectors M12x1, Contacts: 5, shielded, moulded on the cable, IP67, CAN-Bus, PUR, violet, 1 x 2 x AWG 22 + 1 x 2 x AWG 24, 2 m**

Area **series 765**
Part no. **77 9851 2530 50705-0200**

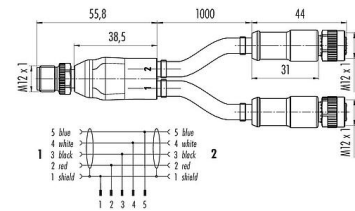
Illustration



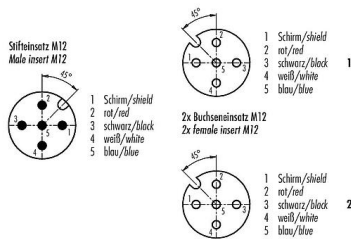
Pin assignment plans



Scale drawing



Contact arrangement (Plug-in side)



Technical data

General features

Part no.	77 9851 2530 50705-0200
	Alternative part no.: 79 5229 20 05
Notice	Please note that, due to the change from the old to the new order number, there may be deviations in the technical specifications. For questions about product details, please use the 'Contact Customer Service' form on the right.
Connector design	male duo connector - 2 female cable connectors M12x1
Type standard	DIN EN 61076-2-101
Cable length	2 m (Standard 1 m and 2 m. Other lengths are available on request.)
Version	Connecting cable
Connector locking system	screw
Termination	moulded on the cable
Degree of protection	IP67
Cross-sectional area	1x 2x0.34 / 1x 2x0.25 mm ² / 1 x 2 x AWG 22 / 1 x 2 x AWG 24
Temperature range from/to	-25 °C / 85 °C

Product description	M12 male duo connector - 2 female cable connectors M12x1, Contacts: 5, shielded, moulded on the cable, IP67, CAN-Bus, PUR, violet, 1 x 2 x AWG 22 + 1 x 2 x AWG 24, 2 m
Area	series 765
Part no.	77 9851 2530 50705-0200

Mechanical operation	> 100 Mating cycles
Weight (g)	191.00
Customs tariff number	85444290
Country of Origin	DE

Electrical parameters

Rated voltage	60 V
Rated impulse voltage	1500 V
Rated current	4.0 A
Pollution degree	3
Overvoltage category	II
Insulating material group	II
EMC compliance	shielded
Shield connection	Shield on pin 1

Material

Housing material	PUR
Contact body material	PUR
Contact material	CuZn (brass) / CuSn (bronze)
Contact plating	Au (gold)
Locking material	Zinc die-cast nickel-plated
REACH SVHC	CAS 7439-92-1 (Lead)
SCIP number	0fdb6de4-38c1-4253-8161-831bd6422bd8

Classifications

eCl@ss 11.1	27-06-03-11
ETIM 9.0	EC002638

Declarations of conformity

Low Voltage Directive	2014/35/EU (EN 60204-1:2018;EN 60529:1991)
RoHS Directive	2011/65/EU (EN 50581:2012)

Cable data - Structure of the cable

Cable type	CAN-Bus
Cable diameter	7.2 mm
Cross section	1 x 2 x AWG 22 + 1 x 2 x AWG 24
Sheath material	PUR
Single-lead insulation	Polyolefins and skin-foamed PE
Single-lead structure	19 x 0.16 mm / 19 x 0.13 mm
Cable color	violet

Cable data - Mechanical properties

Bending radius, fixed cable	5 x Ø
Bending radius, moving cable	10 x Ø
Bending cycles	1 million
Permitted acceleration	max. 5 m/s ²

Product description **M12 male duo connector - 2 female cable connectors M12x1, Contacts: 5, shielded, moulded on the cable, IP67, CAN-Bus, PUR, violet, 1 x 2 x AWG 22 + 1 x 2 x AWG 24, 2 m**

Area **series 765**
Part no. **77 9851 2530 50705-0200**

Cable data - Thermal properties

Temperature range cable in move from/to	-20 °C / 80 °C
Temperature range cable fixed from/to	-40 °C / 80 °C

Cable data - Other features

Halogen free	yes
--------------	-----

Product description	M12 male duo connector - 2 female cable connectors M12x1, Contacts: 5, shielded, moulded on the cable, IP67, CAN-Bus, PUR, violet, 1 x 2 x AWG 22 + 1 x 2 x AWG 24, 2 m
Area	series 765
Part no.	77 9851 2530 50705-0200

Security notices

The connector must not be plugged or unplugged under load. Non-observance and improper use can result in personal injury.

The connectors have been developed for applications in plant engineering, control and electrical equipment construction. The user is responsible for checking whether the connectors can also be used in other areas of application.

Connectors which are used in circuits with voltages dangerous to the touch may only be installed and used by, or under the supervision of, persons with electrical engineering training, taking into account the applicable regulations and standards.

The user must take suitable safety precautions to ensure that the connector cannot be accidentally disconnected.

Plug connectors with enclosure protection IP67 and IP68 are not suitable for use under water. When used outdoors, the plug connectors must be protected separately against corrosion. For further information on the IP protection classes, please refer to the "Technical Information" download centre.

The plug connector is not suitable for mains voltages. Please observe the pollution degree and the overvoltage category. For further information, please refer to the download center "Technical Information".

To lock the cable connector with the device connector, the threaded ring is tightened "hand-tight" (approx. 60 cNm).