

Product data sheet

Miniature connectors

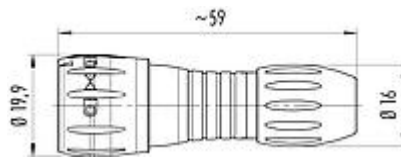


Product description	Bayonet NCC male cable connector, Contacts: 8, 4.0 - 6.0 mm, unshielded, solder, IP67
Area	Bayonet NCC series 770
Part no.	99 0771 001 08

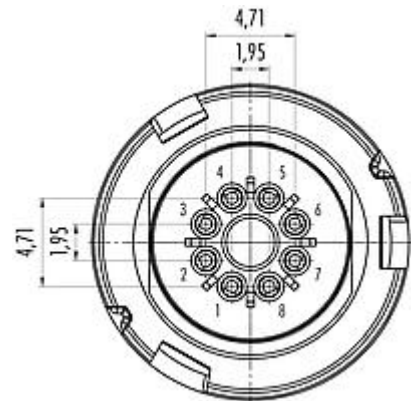
Illustration



Scale drawing



Contact arrangement (Plug-in side)



You can find the component part drawing and assembly instructions on the next page.

Technical data

General features

Part no.	99 0771 001 08
Connector design	male cable connector
Version	male straight
Connector locking system	Bayonet
Termination	solder
Degree of protection	IP67
Cross-sectional area	0.25 mm ² / AWG 24
Cable outlet	4.0 - 6.0 mm
Temperature range from/to	-25 °C / 85 °C
Mechanical operation	> 5000 Mating cycles
Weight (g)	10.30
Customs tariff number	85369010

Electrical parameters

Rated voltage	175 V
Rated impulse voltage	1750 V
Rated current (40 °C)	2,0 A
Insulation resistance	≥ 10 ¹⁰ Ω
Pollution degree	2
Overvoltage category	II
Insulating material group	II
EMC compliance	unshielded

Product data sheet

Miniature connectors

Product description	Bayonet NCC male cable connector, Contacts: 8, 4.0 - 6.0 mm, unshielded, solder, IP67
Area	Bayonet NCC series 770
Part no.	99 0771 001 08

Material

Housing material	PA
Contact body material	PA (UL94 HB)
Contact material	CuZn (brass)
Contact plating	Au (gold)
REACH SVHC	CAS 96-45-7 (Imidazolidine-2-thione) CAS 7439-92-1 (Lead)
SCIP number	7eb46000-5bbd-48f5-9830-5a8df4099455

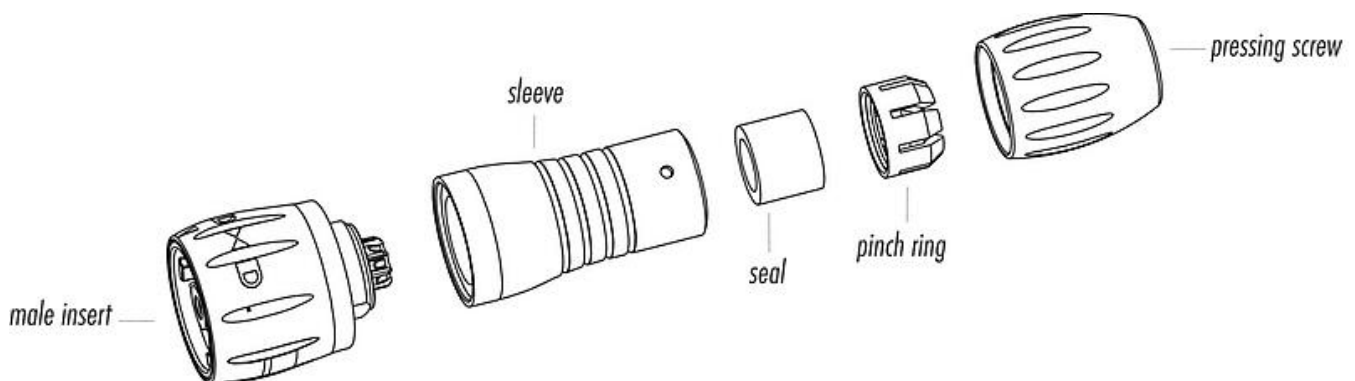
Classifications

eCl@ss 11.1	27-44-01-02
ETIM 7.0	EC002635

Declarations of conformity

Low Voltage Directive	2014/35/EU (EN 60204-1:2018;EN 60529:1991)
-----------------------	--

Component part drawing



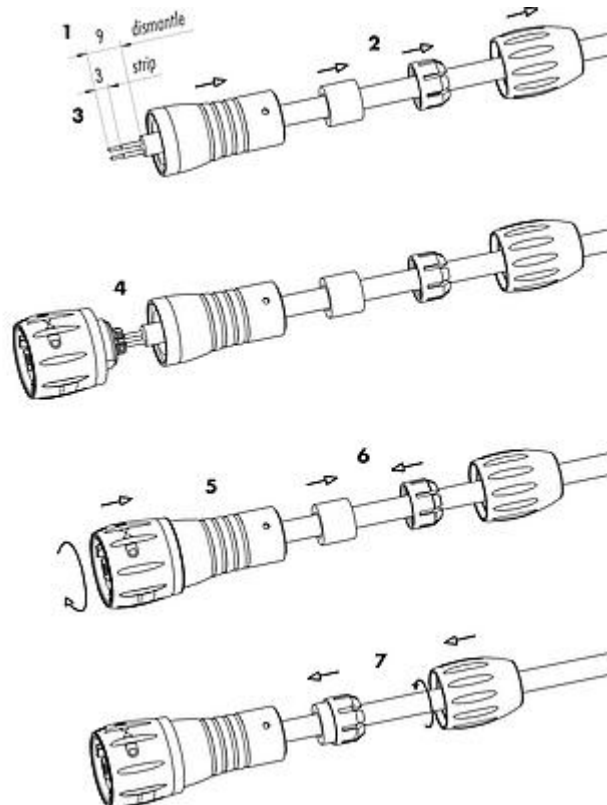
Product data sheet

Miniature connectors

Product description	Bayonet NCC male cable connector, Contacts: 8, 4.0 - 6.0 mm, unshielded, solder, IP67
Area	Bayonet NCC series 770
Part no.	99 0771 001 08

Assembly instructions

1. Strip to 9mm length and take off the cable jacket.
2. Bead pressing screw, pinch ring, seal and distance sleeve to cable.
3. Strip the insulation off the wires (l = 3mm) and tin them.
4. Solder inserts.
5. Put bayonet adapter to the thread of the distance sleeve and screw it with slight pressure in the direction of the arrow.
6. Push pinch ring over sealing ring to block.
7. Push pressing screw together with clamp-sealing unit towards distance sleeve and screw tightly.



Product description	Bayonet NCC male cable connector, Contacts: 8, 4.0 - 6.0 mm, unshielded, solder, IP67
Area Part no.	Bayonet NCC series 770 99 0771 001 08

Security notices

The connector must not be plugged or unplugged under load. Non-observance and improper use can result in personal injury.

The connectors have been developed for applications in plant engineering, control and electrical equipment construction. The user is responsible for checking whether the connectors can also be used in other areas of application.

To protect against unintentional opening of the connector, the thread between the housing and the connector head must be secured with a suitable cyanoacrylate adhesive when used in circuits with voltages dangerous to the touch. This does not apply to connectors used in SELV and PELV circuits according to IEC 61140 (EN 61140, VDE 0140-1).

Connectors which are used in circuits with voltages dangerous to the touch may only be installed and used by, or under the supervision of, persons with electrical engineering training, taking into account the applicable regulations and standards.

Plug connectors with enclosure protection IP 67 and IP 68 are not suitable for use under water. When used outdoors, the plug connectors must be protected separately against corrosion. For further information on the IP protection classes, please refer to the "Technical Information" download centre.

The plug connector is not suitable for mains voltages Please observe the pollution degree and the overvoltage category. For further information, please refer to the download center "Technical Information".